

INFINITI® & SUPER TORQUE® PLUS DIAGNOSTIC CATHETERS

NOW AVAILABLE IN UNIVERSAL SHAPES

1. Only available on the INFINITI® diagnostic catheter product line

For Healthcare Professionals Only.


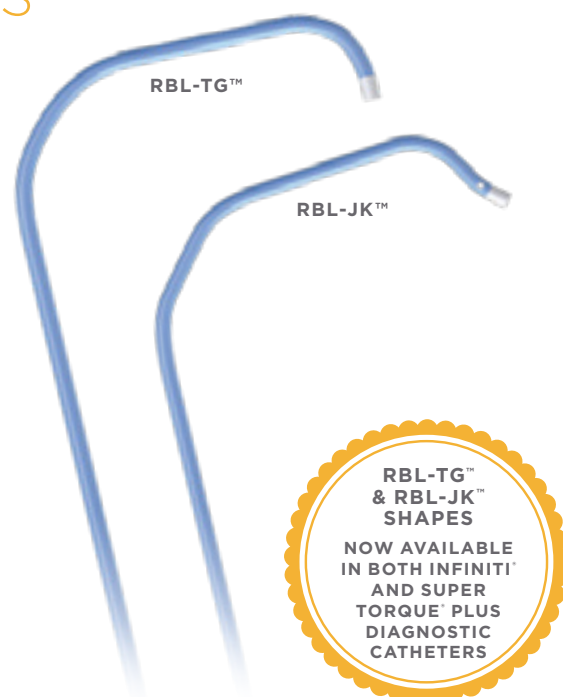
Important information: Prior to use, refer to the instruction for use supplied with this device for indications, contraindications, side effects, suggested procedure, warnings and precautions. CORDIS, Cordis LOGO, INFINITI, SUPER TORQUE, RBL-TG, and RBL-JK are trademarks of Cardinal Health and may be registered in the US and/ or in other countries. All other marks belong to the respective companies. All other marks are the property of their respective owners.

© 2019 Cardinal Health. All Rights Reserved. 100538165 06/2019



INFINITI® & SUPER TORQUE® PLUS DIAGNOSTIC CATHETERS

The RBL-TG™ shape and RBL-JK™ shape allow you to cannulate both the left and right coronary artery with a single catheter, and are now available in our nylon INFINITI and polyurethane SUPER TORQUE Plus lines.




DIRECT RESPONSE

- High density braiding for exceptional responsiveness and one to one torque control



KINK RESISTANCE

- Braided construction for excellent pushability without compromising kink resistance



TRUELUMEN® DESIGN

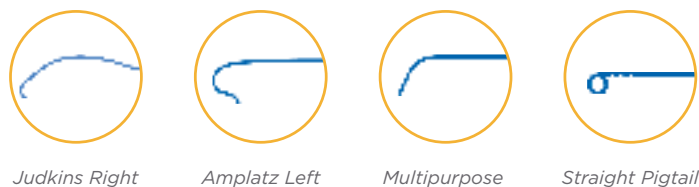
- Truelumen design with thin wall technology for a consistent lumen diameter that facilitates easy injections and higher flow rates!

OUR LEADING PORTFOLIO NOW WITH MORE SHAPES

• UNIVERSAL SHAPES



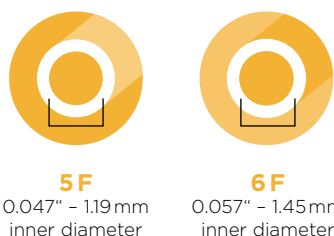
• DEDICATED AND SPECIAL SHAPES



- Judkins Left • Amplatz Right • Sones • Internal Mammary • Coronary Bypass • 3DRC (Williams)
- SRC (Noto) • NIH • El Gamal • Castillo • Radial/Brachial (Tilon) • Angled Pigtail (Van Tassel)

INFINITI® DIAGNOSTIC CATHETER SPECIFICATIONS

	5 F	6 F
Pressure Limit (PSI)	1200	1200
Guidewire Acceptance	0.038"	0.038"
Flow rate (ml/sec) at pressure Limit (100cm catheter)		
• Selectives	21.3	35.0
• Pigtailed	19.8	32.6

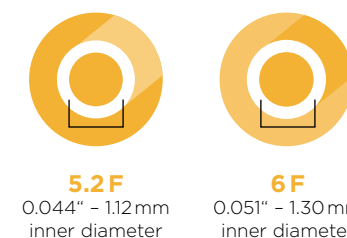


INFINITI® DIAGNOSTIC CATHETER FAMILY RADIAL SPECIFIC SHAPES

PART NUMBER	SHAPE NAME	SIDE HOLES	LENGTH (cm)	FRENCH SIZE
555500T1	RBL-TG	1	100	5F (1.65mm)
555525T1	RBL-TG	1	125	5F (1.65mm)
555600T1	RBL-TG	1	100	6F (2.00mm)
555625T1	RBL-TG	1	125	6F (2.00mm)
555500J2	RBL-JK	2	100	5F (1.65mm)
555525J2	RBL-JK	2	125	5F (1.65mm)
555600J2	RBL-JK	2	100	6F (2.00mm)
555625J2	RBL-JK	2	125	6F (2.00mm)
555500R501	RBL5.0	1	100	5F (1.65mm)
555525R501	RBL5.0	1	125	5F (1.65mm)
555600R501	RBL5.0	1	100	6F (2.00mm)
555625R501	RBL5.0	1	125	6F (2.00mm)
555500R451	RBL4.5	1	100	5F (1.65mm)
555525R451	RBL4.5	1	125	5F (1.65mm)
555600R451	RBL4.5	1	100	6F (2.00mm)
555625R451	RBL4.5	1	125	6F (2.00mm)
555500R401	RBL4.0	1	100	5F (1.65mm)
555525R401	RBL4.0	1	125	5F (1.65mm)
555600R401	RBL4.0	1	100	6F (2.00mm)
555625R401	RBL4.0	1	125	6F (2.00mm)
555500R351	RBL3.5	1	100	5F (1.65mm)
555525R351	RBL3.5	1	125	5F (1.65mm)
555600R351	RBL3.5	1	100	6F (2.00mm)
555625R351	RBL3.5	1	125	6F (2.00mm)

SUPER TORQUE® PLUS DIAGNOSTIC CATHETER SPECIFICATIONS

	5.2 F	6 F
Pressure Limit (PSI)	1200	1200
Guidewire Acceptance	0.038"	0.038"
Flow rate (ml/sec) at pressure Limit (100cm catheter)		
• Selectives	21.0	24.3
• Pigtailed	18.5	25.1



SUPER TORQUE® PLUS DIAGNOSTIC CATHETER FAMILY RADIAL SPECIFIC SHAPES

PART NUMBER	SHAPE NAME	SIDE HOLES	LENGTH (cm)	FRENCH SIZE
599500T1	RBL-TG	1	100	5.2F (1.75mm)
599525T1	RBL-TG	1	125	5.2F (1.75mm)
599600T1	RBL-TG	1	100	6F (2.00mm)
599625T1	RBL-TG	1	125	6F (2.00mm)
599500J2	RBL-JK	2	100	5.2F (1.75mm)
599525J2	RBL-JK	2	125	5.2F (1.75mm)
599600J2	RBL-JK	2	100	6F (2.00mm)
599625J2	RBL-JK	2	125	6F (2.00mm)
599600R501	RBL5.0	1	100	6F (2.00mm)
599625R501	RBL5.0	1	125	6F (2.00mm)
599600R451	RBL4.5	1	100	6F (2.00mm)
599625R451	RBL4.5	1	125	6F (2.00mm)
599600R401	RBL4.0	1	100	6F (2.00mm)
599625R401	RBL4.0	1	125	6F (2.00mm)