


DO MORE WITH CAROTID



PRECISE PRO RX[®]
CAROTID STENT

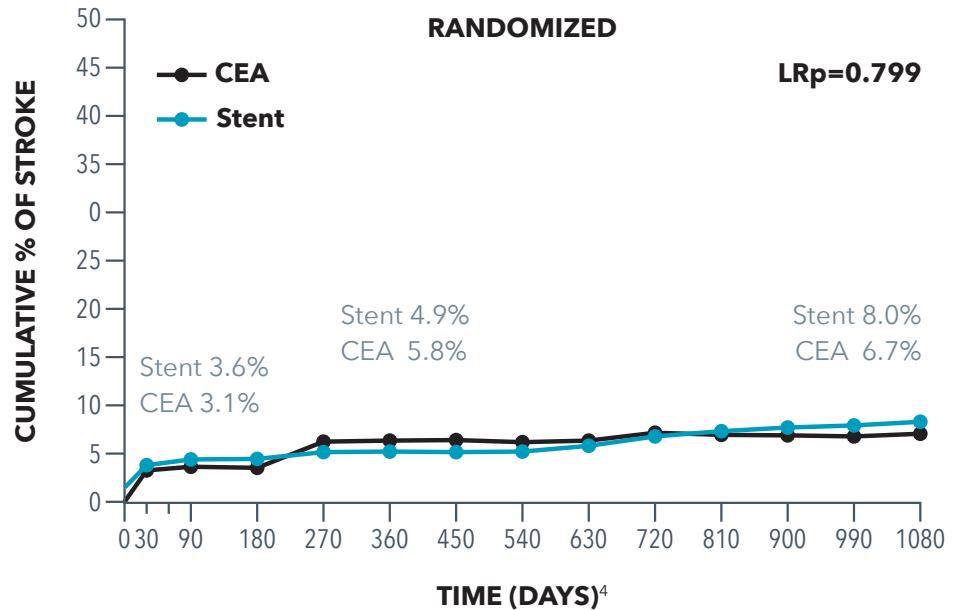
ANGIOGUARD RX[®]
EMBOLIC PROTECTION DEVICE

AVIATOR PLUS PTA[®]
DILATION CATHETER



THE MOST IMPLANTED STENT

With **low stroke, death, and MI rates**, PRECISE PRO RX® Carotid Stent and ANGIOGUARD® RX Emboli Capture Guidewire System offer similar results as Carotid Endarterectomy (CEA).



Cumulative % of Stroke to 30 days and Ipsilateral Stroke from 31 to 1080 days:
No statistical difference for CAS vs CEA at 3 years.⁴

Over 22,000 patients have been studied with PRECISE PRO RX® Carotid Stent and ANGIOGUARD® RX Emboli Capture Guidewire over **multiple clinical trials**.

over
22,000
patients
studied

	SAPPHIRE¹	CASES-PMS²	SAPPHIRE WW³
30-DAY OUTCOMES	176 patients	1,492 patients	21,008 patients
Major Ipsilateral Stroke	0.6%	1.2%	1.2%
Minor Ipsilateral Stroke	2.4%	1.9%	1.4%

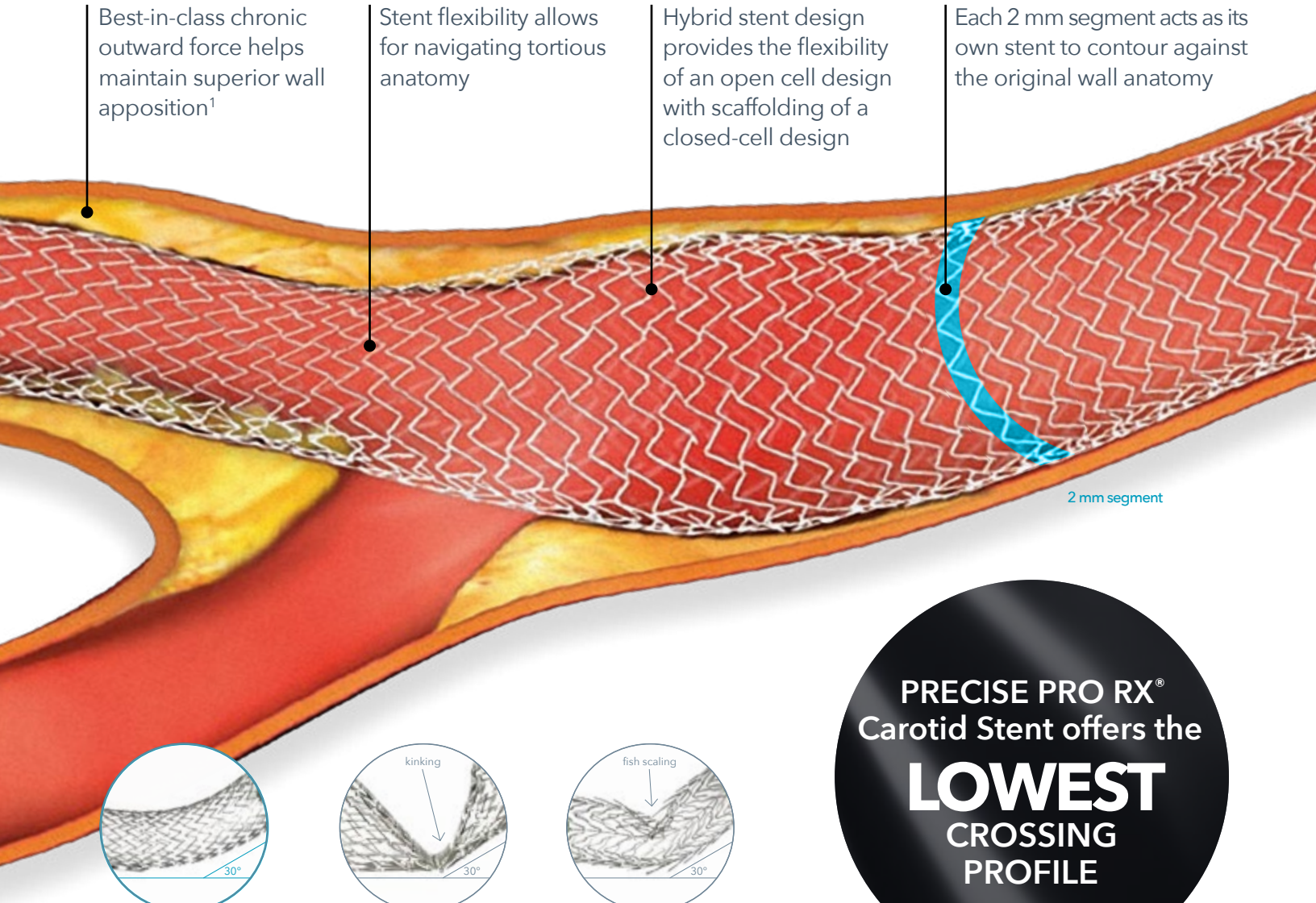
* Data for CASES-PMS included patients in the Continued Access Study. SAPPHIRE twice published in NEJM^{1,4}. CASES-PMS and SAPPHIRE WW published in Catheterization and Cardiovascular Interventions^{2,3}

1. Yadav JS, Wholey MH, Kuntz RE, Fayad P, Katzen BT, Mishkel G, et al. Protected Carotid-Artery Stenting Versus Endarterectomy in High-Risk Patients. N Engl J Med 2004; 351: 493-1501.
 2. Katzen BT, Criado FJ, Ramee SR, Massop DW, Hopkins LN, et al. Carotid Artery Stenting with Emboli Protection Surveillance Study: Thirty-Day Results of the CASES-PMS Study Catheterization and Cardiovascular Interventions 70:316-323 (2007).
 3. Massop DW, Dave R, Metzger CD, Bachinsky W, Solis M, Shah R, Schultz G, Schreiber T, Ashchi M, Hibbard R, et al. Stenting and Angioplasty with Protection in Patients at High-Risk for Endarterectomy: SAPPHIRE Worldwide Registry First 2,001 Patients Catheterization and Cardiovascular Interventions Published Online 15 Oct 2008.
 4. Gurm HS, Yadav JS, Fayad P, Katzen BT, Mishkel GJ, Bajwa TK, et al. Long-term Results of Carotid Stenting Versus Endarterectomy in High-Risk Patients. N Engl J Med 2008; 358: 1572-1579.

NATURALLY CONFORMS

to the Vessel Wall¹

Unique auto-tapering design allows for enhanced conformability and wall apposition.




Best-in-class chronic outward force helps maintain superior wall apposition¹

Stent flexibility allows for navigating tortuous anatomy

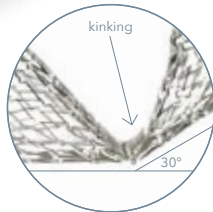
Hybrid stent design provides the flexibility of an open cell design with scaffolding of a closed-cell design

Each 2 mm segment acts as its own stent to contour against the original wall anatomy

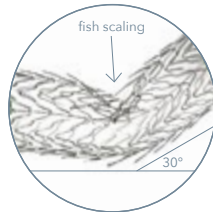
2 mm segment



PRECISE PRO RX[®]
CAROTID STENT



XACT[™]
CAROTID STENT SYSTEM



ACCULINK[™]
CAROTID STENT

Unique Micro Mesh design reduces kinking and fish scaling, preserving the complex angulation between the CCA and ICA.

PRECISE PRO RX[®]
Carotid Stent offers the
LOWEST
CROSSING
PROFILE

.065" PRECISE PRO RX[®] 8 x 40 mm compared to .088" XACT[™] Carotid Stent System 8 x 40 mm. Cordis 2023 data on file

1. Cordis 2007 data on file

DO MORE

with the Entire Cordis Carotid Portfolio

ANGIOGUARD[®] RX

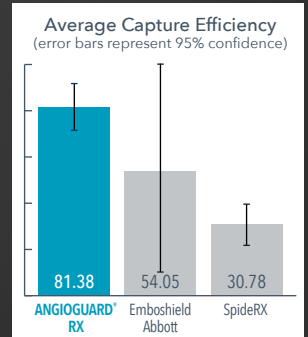
EMBOLIC PROTECTION DEVICE

Embolic Protection Device	Pore Size (microns)
ANGIOGUARD[®] RX	100
SpiderRX [™]	167-209*
Emboshield BareWire [™]	140

Cordis 2007 data on file

100 micron pore size captures fine-particle emboli

Excellent crossing profile to cross more challenging lesions (3.2F to 3.9F)



Cordis 2007 data on file

Offers the shortest landing zone for tortuous ICA landing (15.4 mm)

Low crossing profile

Rapid inflation and deflation times

AVIATOR[®] PLUS PTA

DILATION CATHETER



Carotid Artery Stenting is a

FAVORABLE ECONOMIC OPTION

Carotid Artery Stenting (CAS) provides the greatest economic benefit with the same clinical outcomes when compared to TCAR and CEA. ^{1,2}

- CAS offers a 96% increase in contribution margin vs. TCAR²
- CAS reduces procedural time by 14% over TCAR³ which may lead to greater efficiencies

1. Lajos P, Bangiyev R, Eslami MH. Single-Center cost comparisons of transcarotid artery revascularization, carotid endarterectomy and transfemoral carotid stenting. *Journal of Vascular Surgery*. 2020;72(1):e204. doi:10.1016/j.jvs.2020.04.348

2. Kanitra JJ, Graham I, Hayward RD, Berg R, Haouilou J. Cost comparison of transcarotid arterial revascularization with carotid endarterectomy and transfemoral carotid stenting. *Journal of Vascular Surgery*. 2021;74(4):e393. doi:10.1016/j.jvs.2021.07.175

3. Schermerhorn ML, Liang P, Eldrup-Jørgensen J, et al. Association of Transcarotid Artery Revascularization vs Transfemoral Carotid Artery Stenting With Stroke or Death Among Patients With Carotid Artery Stenosis. *JAMA*. 2019;322(23):2313. doi:10.1001/jama.2019.18441



cordiscorp.csod.com

LUMEN BY CORDIS™ provides online learning for new carotid users as well as proctorship and COE opportunities for advanced carotid training.
Scan here or contact your local Cordis representative to get started.



ORDERING INFORMATION

PRECISE PRO RX® Carotid Stent

Product Code	Diameter x Length (mm)	Recommended Vessel Size (mm)	Sheath (F) / Guide Compatibility
PC0520RXC	5 x 20	3-4	5/7
PC0530RXC	5 x 30	3-4	5/7
PC0540RXC	5 x 40	3-4	5/7
PC0620RXC	6 x 20	4-5	5/7
PC0630RXC	6 x 30	4-5	5/7
PC0640RXC	6 x 40	4-5	5/7
PC0720RXC	7 x 20	5-6	5/7
PC0730RXC	7 x 30	5-6	5/7
PC0740RXC	7 x 40	5-6	5/7
PC0820RXC	8 x 20	6-7	5/7
PC0830RXC	8 x 30	6-7	5/7
PC0840RXC	8 x 40	6-7	5/7
PC0920RXC	9 x 20	7-8	6/8
PC0930RXC	9 x 30	7-8	6/8
PC0940RXC	9 x 40	7-8	6/8
PC1020RXC	10 x 20	8-9	6/8
PC1030RXC	10 x 30	8-9	6/8
PC1040RXC	10 x 40	8-9	6/8

5mm-8mm stents 0.065" and 9mm-10mm stents 0.078" crossing profile. 135 cm catheter working length. 0.014" guidewire acceptance.

ANGIOGUARD® RX Emboli Capture Guidewire

Product Code	Product Code (extra support)	Guidewire Diameter (in)	System Length (cm)	Filter Basket Diameter (mm)	Recommended Vessel Diameter for placement (mm)	Crossing Profile (F)
401814RMC		0.014	180	4	3.0 to ≤ 3.5	3.2
501814RMC	501814REC	0.014	180	5	3.5 to ≤ 4.5	3.3
601814RMC	601814REC	0.014	180	6	4.5 to ≤ 5.5	3.5
701814RMC		0.014	180	7	5.5 to ≤ 6.5	3.7
801814RMC		0.014	180	8	6.5 to ≤ 7.5	3.9
403014MC		0.014	300	4	3.0 to ≤ 3.5	3.2
503014MC		0.014	300	5	3.5 to ≤ 4.5	3.3
603014MC		0.014	300	6	4.5 to ≤ 5.5	3.5
703014MC		0.014	300	7	5.5 to ≤ 6.5	3.7
803014MC		0.014	300	8	6.5 to ≤ 7.5	3.9

Eight Nitinol struts. Available in medium and extra support. 100 micron basket pore size.



ORDERING INFORMATION

AVIATOR® PLUS PTA Dilation Catheter

Catalog Number	Balloon OD x Length (mm x cm)	Nominal Pressure (atm)	Rated Burst Pressure (atm)	Sheath Fit (F)	Guiding Catheter Fit (F)
424-4015 W	4 x 1.5	10	14	4	6
424-4020 W	4 x 2	10	14	4	6
424-4030 W	4 x 3	10	14	4	6
424-4040 W	4 x 4	10	14	4	6
424-4515 W	4.5 x 1.5	10	14	4	6
424-4520 W	4.5 x 2	10	14	4	6
424-4530 W	4.5 x 3	10	14	4	6
424-4540 W	4.5 x 4	10	14	4	6
424-5015 W	5 x 1.5	10	14	4	6
424-5020 W	5 x 2	10	14	4	6
424-5030 W	5 x 3	10	14	4	6
424-5040 W	5 x 4	10	14	4	6
424-5515 W	5.5 x 1.5	10	14	4	6
424-5520 W	5.5 x 2	10	14	4	6
424-5530 W	5.5 x 3	10	14	4	6
424-5540 W	5.5 x 4	10	14	4	6
424-6015 W	6 x 1.5	10	14	4	6
424-6020 W	6 x 2	10	14	4	6
424-6030 W	6 x 3	10	14	4	6
424-6040 W	6 x 4	10	14	4	6
424-7015 W	7 x 1.5	10	12	5	6
424-7020 W	7 x 2	10	12	5	6
424-7030 W	7 x 3	10	12	5	6
424-7040 W	7 x 4	10	12	5	6

Customer Service

1-800-327-7714

CustomerSupport@cordis.com

CAUTION: Federal (USA) law restricts this device to sale by or on the order of a physician.

Important information: Prior to use, refer to the instructions for use supplied with this device for indications, contraindications, suggested procedure, warnings and precautions.

CORDIS, Cordis LOGO, PRECISE PRO RX, ANGIOGUARD, AVIATOR and LUMEN BY CORDIS are trademarks of Cordis and may be registered in the US and/or in other countries. All other marks are the property of their respective owners.

©2024 Cordis. All Rights Reserved. 100643656, 05/2024

