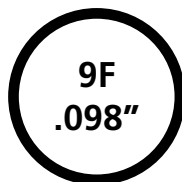
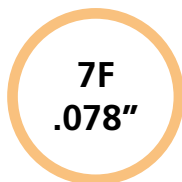
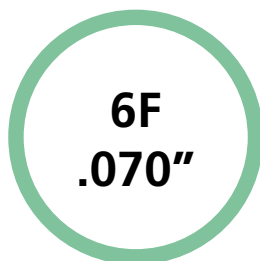


Cordis VISTA BRITE TIP®

Peripheral Guiding Catheters



with 6F .070"
Extra Large Lumen

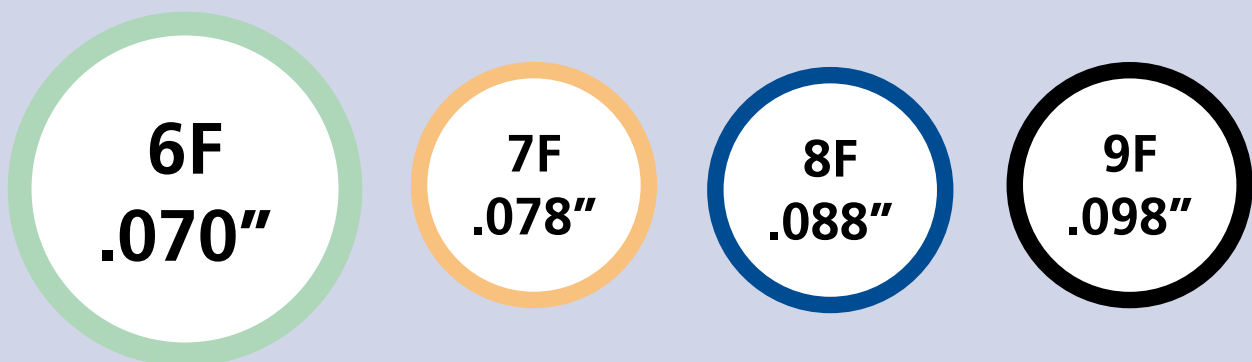


A new dimension of performance

Cordis continues to be the leader in guiding catheter technology.

The VISTA BRITE TIP® 6F .070" Extra-Large Lumen (XLL) provides value to physicians by having a larger lumen while maintaining the 6F OD and the performance characteristics of the VISTA BRITE TIP® guiding catheter.

The VISTA BRITE TIP® Family




Largest True Inner Lumen Wide Array of Shapes & Tips

Large lumen enhances vessel visualisation while optimising interventional device(s) passage.

Lubricious PTFE inner liner optimises smooth passage of interventional devices.

Imbedded stainless steel braid provides one-to-one torque transmission while minimising kinking.

Optimal blend of durable nylon creates balance between firm shaft and flexible distal segment.



Hybrid Braid

Reduces wall thickness

Superior torque control for ease of placement. Body strength for backup support. Superior kink resistance for extreme vessel tortuosity.

Larger Lumen Size

Greater device flexibility

Deliver larger devices. Provide more area for contrast injection flow. Improved visualisation during angiography.

Multisegment Design

Balance of optimal firmness and flexibility to match anatomical needs

Ease of cannulation. Curve retention to maintain engagement during procedures. Highly visible atraumatic tip.

PTFE Liner

Highly lubricious inner surface

Smooth device passage. Improved flow rates and visualisation.

Packaging

VISTA BRITE TIP® comes with a packaging which facilitates handling and storage in your catheterization laboratory.



Easy to identify

Color-coded labels with clearly identified information.
Color-coded hook to easily identify the french size.


Easy to store

Smaller packaging for good inventory space management.
Hang-hole for storage on hooks.

6F
0.70"

Enlarge your possibilities

Original MultiSegmented Design



Torque /Support Segments

Firm yet flexible for accurate torque control and backup support.

Kink Resistant Segment

Energy absorber between firm and flexible segments to resist kinking.

BRITE TIP® Segment

Highly visible, soft tip for precise placement, vessel sizing and safe engagement.

True Lumen

From hub to tip.

Soft Radiopaque Tip

Precise and atraumatic cannulation with no vessel trauma passage.

Coaxial Alignment Segment

Flexible for ease of cannulation and coaxial alignment.

Ordering information

Catheter Shape	Length (cm)	Catalogue numbers			
		6F .070"	7F .078"	8F .088"	9F .098"
Straight (STR)	55	670-280-55	778-280-55	588-843P	598-943P
Straight (STR)	90	670-280-90	778-280-90	588-844P	598-944P
Multipurpose (MPA I)	55	670-270-55		588-840P	
Multipurpose (MPA I)	90	670-270-90	778-270-90	588-842P	598-942P
Multipurpose (MPC)	95			588-8206*	
Multipurpose (MPD)	95			588-8207*	598-9206
Hockey Stick (HS) ⁽¹⁾	55	670-278-55	778-278-55	588-841P	
Renal Curve (RDC I)	55	670-210-55	778-210-55	588-845P	
Renal Curve (RDC II)	55	670-212-55	778-212-55	588-846P	
Judkins Right 4 (JR4)	55	670-082-55			
Internal Mammary (IM)	55	670-190-55			
J-Curve (J)	55	670-214-55	778-214-55		
Vertebral (VTBL)	90		778-216-90	588-847P	
Contralateral I (CONTRA I)	55		778-222-55	588-857P	
Contralateral II (CONTRA II)	55		778-224-55	588-858P*	
Headhunter (H 1)	95			588-8202*	

⁽¹⁾ Developed with assistance of R.A. Schatz, MD, Scripps Clinic and Research Foundation, La Jolla, CA

⁽²⁾ P.C Shetty, MD, editor, and T. Burke, R.T., Henry Ford Hospital

* For carotid indications

