

Cordis[®]

EMERALD™

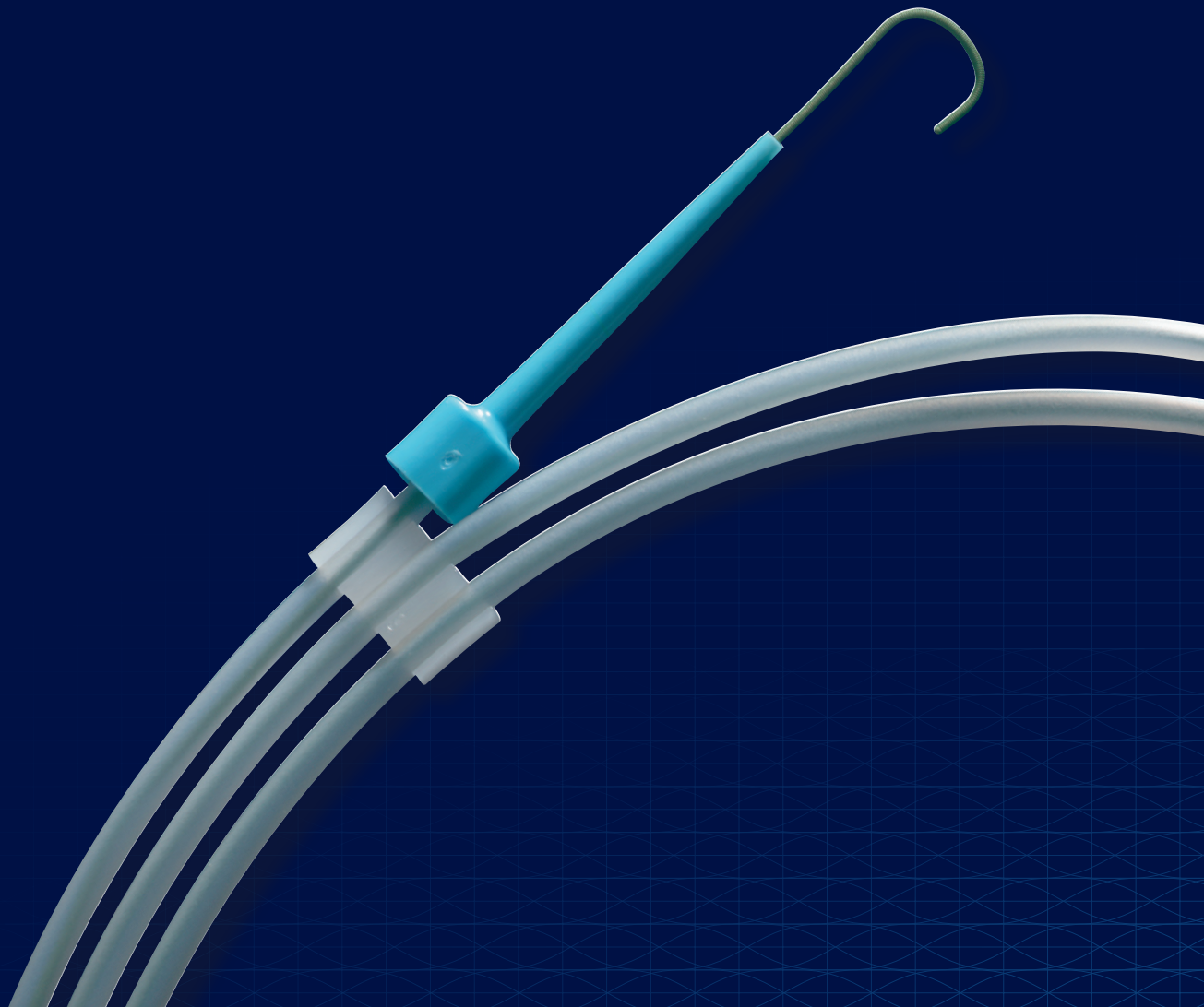
Diagnostic Guidewires

Reliability at your side

No stretching or fracturing due to solid tensile strength


Low insertion and withdrawal force

A variety of tip shapes and flexibility




EMERALD™
Diagnostic Guidewires

Reliability at your side



Pre-coated PTFE for lubricity and low insertion force



Finger straightenable J-tips for multiple wire insertions

EMERALD™ Diagnostic Guidewires

Order Number	Diameter (in.)	Flexible End (cm)	Tip Shape	Length (cm)
Amplatz Guidewires - PTFE Coated				
502581A	0.035		Straight	150
502571A	0.035		J-Curve 3mm	150
Amplatz Super Stiff Guidewires - PTFE Coated				
502728	0.035		Straight	180
502442E	0.035		Straight	260
502731	0.035		J-Curve 3mm	150
Rosen Heavy Duty Guidewires				
502717	0.035		J-Curve 1.5mm	180
Fixed-Core Guidewires				
502542	0.035	7	Straight, Floppy	150
502524	0.035	7	J-Curve 3mm	150
502521	0.035	7	J-Curve 3mm	150
502585	0.035	7	J-Curve 3mm	175
Fixed-Core Exchange Guidewires				
502452	0.025	7	J-Curve 3mm	260
502455	0.035	7	J-Curve 3mm	260
502453	0.038	7	J-Curve 3mm	260
Moveable-Core Exchange Guidewires				
502581	0.035		Straight	150

Pack Factor: 5 units per pack

IMPORTANT INFORMATION: Prior to use, refer to the Instructions for Use supplied with the device for indications, contraindications, side effects, suggested procedure, warnings and precautions. As part of the Cordis policy of continuous development, we reserve the right to change product specifications without prior notification.

Cordis@hand
from Cordis Effect

Download from the App Store

GET IT ON Google Play